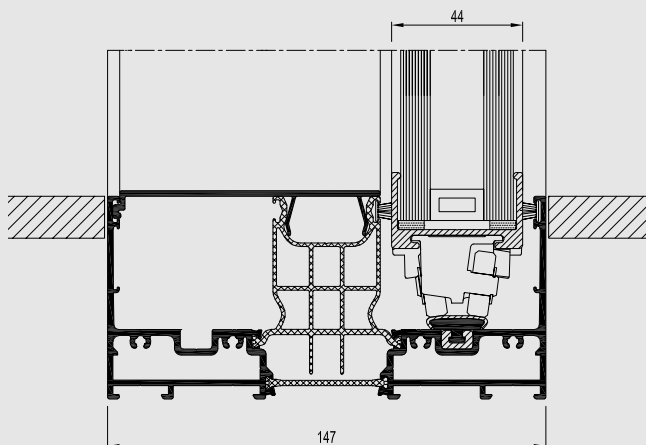




# Hi-Finity

The infinite view

**R**  
REYNAERS  
aluminium



The Hi-Finity sliding patio door is the epitome of modern design, combining the ultimate in contemporary aesthetics with outstanding performance.

This state-of-the-art, structurally glazed door offers the possibility of floor to ceiling glass, a 35mm interlock between door panels, a contemporary and ergonomically designed soft-touch slim-line handle and a concealed electronic locking system. A fully automated version is also available.

For the architect who wants the very latest in contemporary design, slim sight-lines and ultimate performance, the Hi-Finity door sets a new benchmark of excellence.



### Design

With a maximum door height of 3500mm and a maximum door panel weight of as much as 500kg\*, the Hi-Finity door stretches the boundaries of what is possible in terms of size. By combining these huge door panels in a range of double track and triple track designs, Reynaers can offer a truly panoramic expanse of glass to make the most of any view.

\*Refer to Reynaers technical catalogue for maximum sizes.

### The highest specification






The design that makes it possible to move half a ton of glass smoothly, easily and safely is tribute to an exceptional level of engineering expertise. This elegant sliding door exemplifies attention to detail and some very clever design. The compact wheel carriages, for example, are made using only the highest quality materials; the six stainless steel wheels being set at an angle to operate smoothly with even the heaviest of loads.

### Automatic operation

Hi-Finity incorporates an electronic locking system that is concealed in the top frame profile and is operated via either a wall-mounted push button or a remote control. The Hi-Finity door can be specified as a manual operation or with an integrated motor that is concealed in the top frame profile. At the push of a button the door opens smoothly, and when closed the locks will automatically engage.

### TECHNICAL CHARACTERISTICS

Variants	DOUBLE GLAZING	
Height	Build-in frame	68 mm / 100 mm
Visible width / height	Vent	8 mm
	Meeting section	35 mm
	Meeting section 4 doors	67 mm
Overall system depth	Frame	Duo Rail : 147 mm 3-Rail : 234 mm
	Vent	44 mm
Maximal element height		3500 mm
Maximal vent weight		500 kg / 400 kg motorized
Glass thickness		36-38 mm
Glazing method		Structural glazing
Thermal insulation		41 and 50 mm fibreglass reinforced polyamide strips

PERFORMANCES											
<b>ENERGY</b>											
	Thermal Insulation <sup>(1)</sup> EN ISO 10077-2	Uf-value down to 2.0 W/m <sup>2</sup> K, depending on the frame/vent combination with glazing thickness of 38 mm.									
<b>COMFORT</b>											
	Air tightness, max. test pressure <sup>(2)</sup> EN 1026; EN 12207	1 (150 Pa)	2 (300 Pa)		3 (600 Pa)			4 (600 Pa)			
	Water tightness <sup>(3)</sup> EN 1027; EN 12208	1A (0 Pa)	2A (50 Pa)	3A (100 Pa)	4A (150 Pa)	5A (200 Pa)	6A (250 Pa)	7A (300 Pa)	8A (450 Pa)	9A (600 Pa)	E900 (900 Pa)
	Wind load resistance, max. test pressure <sup>(4)</sup> EN 12211; EN 12210	1 (400 Pa)		2 (800 Pa)		3 (1200 Pa)		4 (1600 Pa)		5 (2000 Pa)	Exxx (>2000 Pa)
	Wind load resistance to frontal deflection EN 12211; EN 12210	A (≤1/150)			B (≤1/200)			C (≤1/300)			
<b>SAFETY</b>											
	Burglar resistance <sup>(5)</sup> EN 1628-EN 1630; EN 1627	RC 1			RC 2			RC 3			

This table shows classes and values of performances, which can be achieved for specific configurations and opening types.

- (1) The Uf-value measures the heat flow. The lower the Uf-value, the better the thermal insulation of the frame.
- (2) The air tightness test measures the volume of air that would pass through a closed window at a certain air pressure.
- (3) The water tightness testing involves applying a uniform water spray at increasing air pressure until water penetrates the window.
- (4) The wind load resistance is a measure of the profile's structural strength and is tested by applying increasing levels of air pressure to simulate the wind force.
- (5) The burglar resistance is tested by static and dynamic loads, as well as by simulated attempts to break in using specified tools.



REYNAERS ALUMINIUM NV/SA • [www.reynaers.com](http://www.reynaers.com) • [info@reynaers.com](mailto:info@reynaers.com)

09/2013 - 0H0.28C2.00 - Publisher Responsible at Law: E. Fonteyne, Oude Liersebaan 266, B-2570 Duffel

**R**  
REYNAERS  
aluminium

TOGETHER FOR BETTER

